



*elementa*

# *elementa*

Klorofyll Pricelist 2024 EURO





## Klorofyll Planter System

Design: Anderssen & Voll








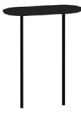

The Klorofyll Planter System features concrete pots in coaction with robust metal framework.

Designed by Anderssen & Voll, the system is made to facilitate interior landscaping - and to bring awareness about the primacy of soil for life, indoors and outdoors.



## Klorofyll Planter System - components

Design: Anderssen & Voll

		<b>Dimension</b>	
KL L2 BL		Double Low base, black L666 x W291 x H115 / 200 mm	295
KL M2 BL		Double Medium base, black L666 x W291 x H265 / 350 mm	319
KL ES BL		Espalier, black (add-on for double base) L666 x H1300 mm added to height of top of base	539
KL L1 BL		Single Low base, black L291 x W 291 x H115 / 200 mm	166
KL M1 BL		Single Medium base, black L291 x W291 x H265 / 350 mm	186
KL OT BL		Oval table, black (add-on for double base) L512 x W240 x H452 mm - added to height of top of base.	334
KL RT BL		Round Table, black (add-on for any base) Ø240 x H452 mm - added to height of top of base.	170



## Klorofyll Planter System - concrete components

Design: Anderssen & Voll











		<b>Dimension</b>	
KL LOW CT GR		Low pot, Grey Concrete Ø365 x H 150 mm	168
KL MED CT GR		Medium pot, Grey Concrete Ø365 x H300 mm	215
KL HIGH CT GR		High pot, Grey Concrete Ø365 x H450 mm	292
KL OVAL CT GR		Oval pot, Grey Concrete L740 x 365 x H150 mm	302
KL LOW CT RD		Low pot, Terracotta pigmented Concrete Ø365 x H150 mm	157
KL MED CT RD		Medium pot, Terracotta pigmented Concrete Ø365 x H300 mm	215
KL HIGH CT RD		High pot, Terracotta pigmented Concrete Ø365 x 300 mm	292
KL OVAL CT RD		Oval pot, Terracotta pigmented Concrete L740 x 365 x H150 mm	302
KL LINER M		Plastic liner (inner pot) for Medium pots	26
KL LINER H		Plastic liner (inner pot) for High pots	38

We recommend using waterproof plastic liners / inner pots for all planters to ensure a long life. Liners are included with Low and Oval planters, but must be ordered separately for Medium and High pots.



# Klorofyll Planter System - Configuration examples

Design: Anderssen & Voll

		<b>Dimension</b>
KL L1 BL + KL LOW CT GR		Single Low base, black + Low pot Grey Concrete Ø412 x H265 mm 323
KL L1 BL + KL LOW CT RD		Single Low base, black + Low pot Terracotta Concrete Ø412 x H265 mm 323
KL L1 BL + KL MED CT GR		Single Low base, black + Medium pot Grey Concrete Ø412 x H415 mm 381
KL L1 BL + KL MED CT RD		Single Low base, black + Medium pot Terracotta Concrete Ø412 x H415 mm 381
KL L1 BL + KL HIGH CT GR		Single Low base, black + High pot Grey Concrete Ø412 x H565 mm 457
KL L1 BL + KL HIGH CT RD		Single Low base, black + High pot Terracotta Concrete Ø412 x H565 mm 457
KL M1 BL + KL LOW CT GR		Single Medium base, black + Low pot Grey Concrete Ø412 x H415 mm 342
KL M1 BL + KL LOW CT RD		Single Medium base, black + Low pot Terracotta Concrete Ø412 x H415 mm 342
KL M1 BL + KL MED CT GR		Single Medium base, black + Medium pot Grey Concrete Ø412 x H565 mm 401
KL M1 BL + KL MED CT RD		Single Medium base, black + Medium pot Terracotta Concrete Ø412 x H565 mm 401



## Klorofyll Planter System - Configuration examples

Design: Anderssen & Voll

		<b>Dimension</b>	
KL M1 BL + KL HIGH CT GR		Single Medium base, black + High pot Grey Concrete Ø412 x H715 mm	420
KL M1 BL + KL HIGH CT RD		Single Medium base, black + High pot Terracotta Concrete Ø412 x H715 mm	420
KL L2 BL + KL OVAL CT GR		Double Low base, black + Oval pot Grey Concrete L740 x W365 x H265 mm	598
KL L2 BL + KL OVAL CT RD		Double Low base, black + Oval pot Terracotta Concrete L740 x W365 x H265 mm	598
KL M2 BL + KL OVAL CT GR		Double Medium base, black + Oval pot Grey Concrete L740 x W365 x H415 mm	621
KL M2 BL + KL OVAL CT RD		Double Medium base, black + Oval pot Terracotta Concrete L740 x W365 x H415 mm	621
KL L2 BL + KL LOW CT GR + KL LOW CT GR		Double Low base, black + 2 x Low pot Grey Concrete L740 x W365 x H265 mm	609
KL L2 BL + KL LOW CT RD + KL LOW CT RD		Double Low base, black + 2 x Low pot Terracotta Concrete L740 x W365 x H265 mm	609
KL L2 BL + KL MED CT GR + KL LOW CT GR		Double low base, black + Medium pot + Low pot, Grey Concrete L740 x W365 x H415 mm	667
KL L2 BL + KL MED CT RD + KL LOW CT RD		Double low base, black + Medium pot + Low pot, Terracotta Concrete L740 x W365 x H415 mm	667



# Klorofyll Planter System - Configuration examples

Design: Anderssen & Voll

		Dimension	
KL L2 BL + KL MED CT GR + KL MED CT GR		Single Low base, black + 2 x Medium pot, Grey Concrete L740 x W365 x H415 mm	727
KL L2 BL + KL MED CT RD + KL MED CT RD		Single Low base, black + 2 x Medium pot, Terracotta Concrete L740 x W365 x H415 mm	727
KL L2 BL + KL MED CT GR + KL HIGH CT GR		Double Low base, black + Medium pot + High pot, Grey Concrete L740 x W365 x H565 mm	802
KL L2 BL + KL MED CT RD + KL HIGH CT RD		Double Low base, black + Medium pot + High pot, Terracotta Concrete L740 x W365 x H565 mm	802
KL L2 BL + KL LOW CT GR + KL HIGH CT GR		Double Low base, black + Low pot + High pot, Grey Concrete L740 x W365 x H565 mm	744
KL L2 BL + KL LOW CT RD + KL HIGH CT RD		Double Low base, black + Low pot + High pot, Terracotta Concrete L740 x W365 x H565 mm	744
KL M2 BL + KL LOW CT GR + KL LOW CT GR		Single Medium base, black + 2 x Low pot Grey Concrete L740 x W365 x H415 mm	632
KL M2 BL + KL LOW CT RD + KL LOW CT RD		Single Medium base, black + 2 x Low pot, Terracotta Concrete L740 x W365 x H415 mm	632
KL M2 BL + KL LOW CT GR + KL MED CT GR		Double Medium Base, black + Low pot + Medium pot, Grey Concrete L740 x W365 x H565 mm	690
KL M2 BL + KL LOW CT RD + KL MED CT RD		Double Medium Base, black + Low pot + Medium pot, Terracotta Concrete L740 x W365 x H565 mm	690



# Klorofyll Planter System - Configuration examples

Design: Anderssen & Voll

## Dimension









KL M2 BL + KL ES BL + K LOW CT GR + KL LOW CT GR		Double Medium base, black + 2 x Low pot, Grey Concrete + Espalier L740 x W365 x H415 / 1650 mm	1172
KL M2 BL + KL ES BL + KL LOW CT RD + KL LOW CT RD		Double Medium base, black + 2 x Low pot, Terracotta Concrete + Espalier L740 x W365 x H415 / 1650 mm	1172
KL L2 BL + KL ES BL + KL MED CT GR + KL MED CT GR		Double Low base, black + 2 x Medium pot, Grey Concrete + Espalier L740 x W365 x H415 / 1500 mm	1266
KL L2 BL + KL ES BL + KL MED CT RD + KL MED CT RD		Double Low base, black + 2 x Medium pot, Terracotta Concrete + Espalier L740 x W365 x H415 / 1500 mm	1266
KL M2 BL + KL ES BL + KL MED CT GR + KL LOW CT GR		Double Medium base, black + Medium pot + Low pot, Grey Concrete + Espalier L740 x W365 x H565 / 1650 mm	1230
KL M2 BL + KL ES BL + KL MED CT RD + KL LOW CT RD		Double Medium base, black + Medium pot + Low pot, Terracotta Concrete + Espalier L740 x W365 x H565 / 1650 mm	1230
KL L2 BL + KL ES BL + KL MED CT GR + KL HIGH CT GR		Double Low base, black + Medium pot + High pot, Grey Concrete + Espalier L740 x W365 x H565 / 1500 mm	1342
KL L2 BL + KL ES BL + KL MED CT RD + KL HIGH CT RD		Double Low base, black + Medium pot + High pot, Terracotta Concrete + Espalier L740 x W365 x H565 / 1500 mm	1342
KL M2 BL + KL ES BL + KL OVAL CT GR		Double Medium base, black + Oval pot Grey Concrete + Espalier L740 x W365 x H415 / 1650 mm	1161
KL M2 BL + KL ES BL + KL OVAL CT RD		Double Medium base, black + Oval pot Terracotta Concrete + Espalier L740 x W365 x H415 / 1650 mm	1161





## Klorofyll Planter System - Configuration examples

Design: Anderssen & Voll

		<b>Dimension</b>
KL L1 BL + KL LOW CT GR + KL RT BL		Single Low base, black + Low pot Grey Concrete + Round table Ø412 x H265 / Table H652 mm (Table top Ø 240 mm)
KL L1 BL + KL LOW CT RD + KL RT BL		Single Low Base, black + Low pot Terracotta Concrete + Round table Ø412 x H265 / Table H652 mm (Table top Ø 240 mm)
KL L1 BL + KL MED CT GR + KL RT BL		Single Low Base, black + Medium pot Grey Concrete + Round table Ø412 x H415 / Table H652 mm (Table top Ø 240 mm)
KL L1 BL + KL MED CT RD + KL RT BL		Single Low Base, black + Medium pot Terracotta Concrete + Round table Ø412 x H415 / Table H652 mm (Table top Ø 240 mm)
KL M1 BL + KL LOW CT GR + KL RT BL		Single Medium base, black + Low pot Grey Concrete + Round table Ø412 x H415 / Table H802 mm (Table top Ø 240 mm)
KL M1 BL + KL LOW CT RD + KL RT BL		Single Medium base, black + Low pot Terracotta Concrete + Round table Ø412 x H415 / Table H802 mm (Table top Ø 240 mm)
KL M1 BL + KL MED CT GR + KL RT BL		Single Medium base, black + Medium pot Grey Concrete + Round table Ø412 x H565 / Table H802 mm (Table top Ø 240 mm)
KL M1 BL + KL MED CT RD + KL RT BL		Single Medium base, black + Medium pot Terracotta Concrete + Round table Ø412 x H565 / Table H802 mm (Table top Ø 240 mm)



## Klorofyll Planter System - Configuration examples

Design: Anderssen & Voll

		<b>Dimension</b>	
KL L2 BL + KL LOW CT GR + KL LOW CT GR + KL RT BL		Double Low Base, black + 2 x Low pot, Grey Concrete + Round table L740 x W365 x H265 / Table H652 mm (Table top Ø 240 mm)	780
KL L2 BL + KL LOW CT RD + KL LOW CT RD + KL RT BL		Double Low Base, black + 2 x Low pot, Terracotta Concrete + Round table L740 x W365 x H265 / Table H652 mm (Table top Ø 240 mm)	780
KL L2 BL + KL MED CT GR + KL LOW CT GR + KL RT BL		Double Low base, black + Medium pot + Low pot, Grey Concrete + Round table L740 x W365 x H415 / Table H652 mm (Table top Ø 240 mm)	839
KL L2 BL + KL MED CT RD + KL LOW CT RD + KL RT BL		Double Low base, black + Medium pot + Low pot, Terracotta Concrete + Round table L740 x W365 x H415 / Table H652 mm (Table top Ø 240 mm)	839
KL L2 BL + KL MED CT GR + KL MED CT GR + KL RT BL		Double Low base, black + 2 x Medium pot, Grey Concrete + Round table L740 x W365 x H415 / Table H652 mm (Table top Ø 240 mm)	897
KL L2 BL + KL MED CT RD + KL MED CT RD + KL RT BL		Double Low base, black + 2 x Medium pot, Terracotta Concrete + Round Table L740 x W365 x H415 / Table H802 mm (Table top Ø 240 mm)	897
KL M2 BL + KL LOW CT GR + KL LOW CT GR + KL RT BL		Double Medium base, black + 2 x Low pot, Grey Concrete + Round table L740 x W365 x H415 / Table H802 mm (Table top Ø 240 mm)	802
KL M2 BL + KL LOW CT RD + KL LOW CT RD + KL RT BL		Double Medium base, black + 2 x Low pot, Terracotta Concrete + Round table L740 x W365 x H415 / Table H802 mm (Table top Ø 240 mm)	802
KL M2 BL + KL MED CT GR + KL MED CT GR + KL RT BL		Double Medium base, black + 2 x Medium pot, Grey Concrete + Round table L740 x W365 x H565 / Table H802 mm (Table top Ø 240 mm)	919
KL M2 BL + KL MED CT RD + KL MED CT RD + KL RT BL		Double Medium base, black + 2 x Medium pot, Terracotta Concrete + Round table L740 x W365 x H565 / Table H802 mm (Table top Ø 240 mm)	919



## Klorofyll Planter System - Configuration examples

Design: Anderssen & Voll

		<b>Dimension</b>	
KL L2 BL + KL MED CT GR + KL MED CT GR + KL OT BL		Double Low Base, black + 2 x Medium pot, Grey Concrete + Oval table L740 x W415 x H565 / Table H652 mm (Table top L512 x W240 mm)	1061
KL L2 BL + KL MED CT RD + KL MED CT RD + KL OT BL		Double Low Base, black + 2 x Medium pot, Terracotta Concrete + Oval table L740 x W365 x H415 / Table H652 mm (Table top L512 x W240 mm)	1061
KL L2 BL + KL HIGH CT GR + KL LOW CT GR + KL OT BL		Double Low base, black + High pot + Low pot, Grey Concrete + Oval table L740 x W365 x H565 / Table H652 mm (Table top L512 x W240 mm)	1078
KL L2 BL + KL HIGH CT RD + KL LOW CT RD + KL OT BL		Double Low base, black + High pot + Low pot, Terracotta Concrete + Oval table L740 x W365 x H565 / Table H652 mm (Table top L512 x W240 mm)	1078
KL M2 BL + KL LOW CT GR + KL MED CT GR + KL OT BL		Double Medium base, black + Low pot + Medium pot, Grey Concrete + Oval table L740 x W365 x H565 / Table H802 mm (Table top L512 x W240 mm)	1024
KL M2 BL + KL LOW CT RD + KL MED CT RD + KL OT BL		Double Medium base, black + Low pot + Medium pot, Terracotta Concrete + Oval table L740 x W365 x H565 / Table H802 mm (Table top L512 x W240 mm)	1024
KL L2 BL + KL OVAL CT GR + KL OT BL		Double Low base, black + Oval pot, Grey Concrete + Oval table L740 x W365 x H265 / Table H652 mm (Table top L512 x W240 mm)	933
KL L2 BL + KL OVAL CT RD + KL OT BL		Double Low base, black + Oval pot, Terracotta Concrete + Oval table L740 x W365 x H265 / Table H652 mm (Table top L512 x W240 mm)	933
KL M2 BL + KL OVAL CT GR + KL RT BL		Double Medium base, black + Oval pot Grey Concrete + Round table L740 x W365 x H415 / Table H802 mm (Table top Ø 240 mm)	792
KL M2 BL + KL OVAL CT RD + KL RT BL		Double Medium base, black + Oval pot Terracotta Concrete + Round table L740 x W365 x H415 / Table H802 mm (Table top Ø 240 mm)	792



## Klorofyll Table Pots

Design: Anderssen & Voll







The Klorofyll Table Pots is a series of handmade terracotta table pots, complementing the large Klorofyll planters in concrete.

Designed by Anderssen & Voll.



## Klorofyll Planter System - Table pots in terracotta

Design: Anderssen & Voll

		<b>Dimension</b>	
KL Pot 100		Ø 140 x H 108 mm	38
KL Pot 150		Ø 140 x H 158 mm	43
KL Jardinaire 100		Ø 284 x 140 x H 108 mm	68
KL Set 1		Set of 2 flowerpots with double tray	78